Assembly Instructions for TRSTSQR

Assembling Components:

Connecting A to C:



Align the truss module and connector cross. Snap edges together and secure with knobbed screws.

Connecting A to B:



Align the truss module and corner block. Snap edges together and secure with knobbed screws.

Connecting B to D:



Align the corner block and regular base. Snap edges together and secure with knobbed screws on the under-side of the regular base.

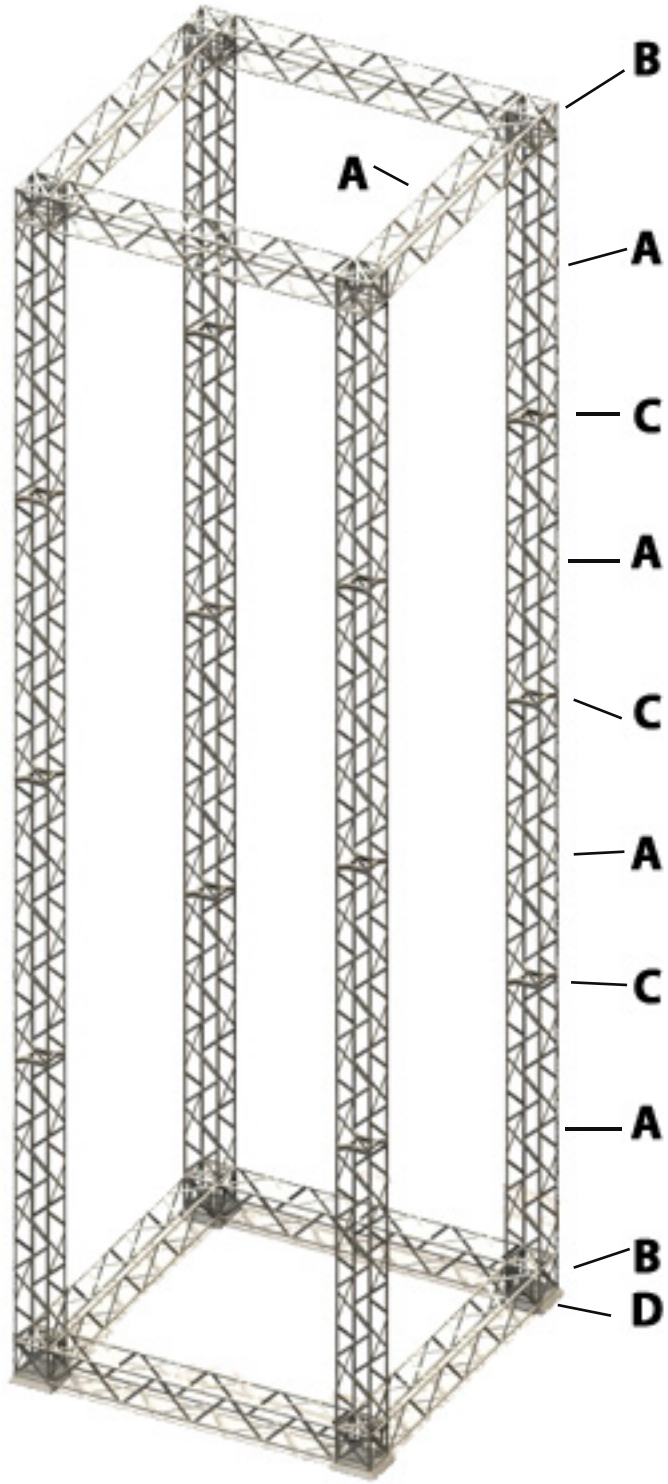

Key:

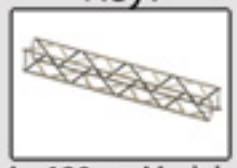

A= 120 cm Module (SKU: CTMOD4120)



B= Corner Block (SKU: CTCORNER4)

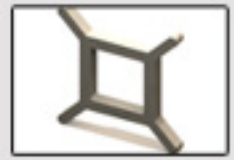

C= Connector Cross (SKU: CTCONCRS5)



D= Regular Base (SKU: CTBASE4)